

Targeted Oncology Therapeutics

Therapeutics, Markets, Players and
Forecasts

Report Brochure

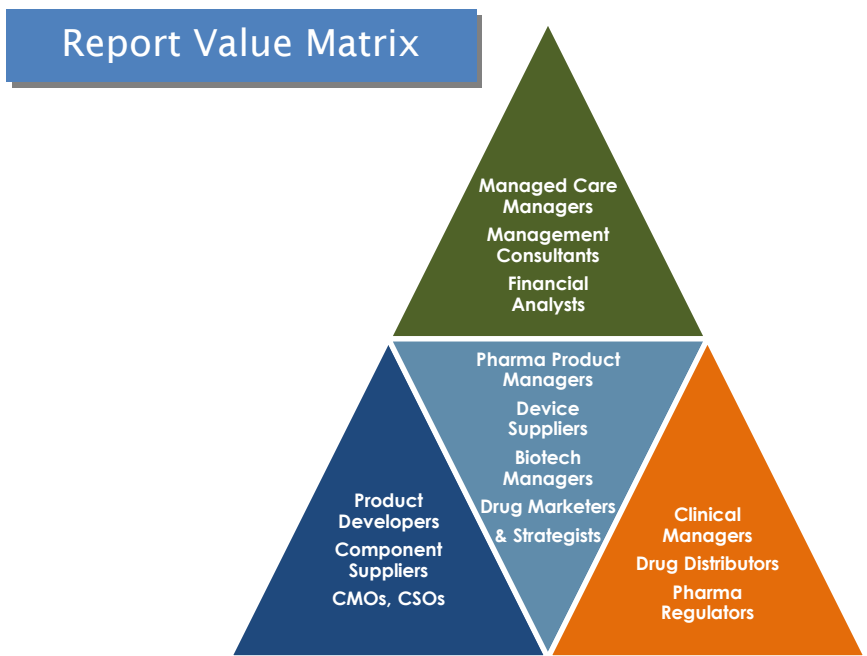


Greystone
Research Associates

Greystone Research Associates is pleased to announce the publication of a new market assessment. **Targeted Oncology Therapeutics** is a comprehensive evaluation and analysis of the technology, products and participants providing the driving force behind this evolving segment of the healthcare sector. The study is designed to provide drug company decision makers, drug developers, and healthcare marketers with a detailed understanding of the economics, technologies, indications, and commercial opportunities for targeted oncology drugs. Provider organization business managers, healthcare administrators and investors will also benefit from this study.

Next-generation Therapeutics

The almost two thousand active oncology clinical trials paint a picture of an evolving therapeutic sector that has established players moving quickly to realize the expanded benefits of recent treatment protocols. A dozen targeted treatments, using novel pathways and signaling, have achieved results that represent a new era in oncology and antineoplastic therapeutics. These approaches have attracted a growing number of drug developers anxious to profit from therapies that can ease the physical, psychological and emotional burden of cancer. This report examines the fifty therapeutic drugs and the biomarkers they utilize.



Executive Summary

The Recombinant Drug Ecosystem

Targeted Oncology Therapeutics Market Leaders

Oncology Biologics – Competitive Considerations

Approved Drugs for targeted Oncology Therapeutics

FDA-approved Drugs

EMA-approved Drugs

Biosimilars of Trastuzumab

EMA Approved Biosimilars

The Impact of Litigation on Biosimilar Product Launches

Target Oncology Therapeutics – Market Segments

Breast Cancers

Colorectal Cancers

Hematology Cancers

Lung Cancers

Melanomas

Metastatic Gastric Cancers

Neurological Cancers

Renal Cell Carcinomas

Urothelial Cancers

Supplier Competitive Assessments

Targeted Oncology Therapeutics – Charts, Tables, Graphs, and Visualizations

Approved mAbs - Market Share by Product Activity

Global Supplier Activity Map

Targeted Oncology Market Leaders (Indications, Products)

FDA/EMA Approved Product Market Coverage by Supplier

Established Products (Baseline & Commercialization Summaries)

Adcetris (Detailed Profiles, Indications, Dosage Form, Historical Revenue, Revenue Forecast)

Avastin (Detailed Profiles, Indications, Dosage Form, Historical Revenue, Revenue Forecast)

Blinicyto (Detailed Profiles, Indications, Dosage Form, Historical Revenue, Revenue Forecast)

Cyramza (Detailed Profiles, Indications, Dosage Form, Historical Revenue, Revenue Forecast)

Adcetris (Detailed Profiles, Indications, Dosage Form, Historical Revenue, Revenue Forecast)

Darzalex (Detailed Profiles, Indications, Dosage Form, Historical Revenue, Revenue Forecast)

Empliciti (Detailed Profiles, Indications, Dosage Form, Historical Revenue, Revenue Forecast)

Erbbitux (Detailed Profiles, Indications, Dosage Form, Historical Revenue, Revenue Forecast)

Gazyva (Detailed Profiles, Indications, Dosage Form, Historical Revenue, Revenue Forecast)

Herceptin (Detailed Profiles, Indications, Dosage Form, Historical Revenue, Revenue Forecast)

Imfinzi (Detailed Profiles, Indications, Dosage Form, Historical Revenue, Revenue Forecast)

Keytruda (Detailed Profiles, Indications, Dosage Form, Historical Revenue, Revenue Forecast)

Opdivo (Detailed Profiles, Indications, Dosage Form, Historical Revenue, Revenue Forecast)

Perjeta (Detailed Profiles, Indications, Dosage Form, Historical Revenue, Revenue Forecast)

Rituxan (Detailed Profiles, Indications, Dosage Form, Historical Revenue, Revenue Forecast)

Tecentriq (Detailed Profiles, Indications, Dosage Form, Historical Revenue, Revenue Forecast)

Vectibix (Detailed Profiles, Indications, Dosage Form, Historical Revenue, Revenue Forecast)

Yervoy (Detailed Profiles, Indications, Dosage Form, Historical Revenue, Revenue Forecast)

Zevalin (Detailed Profiles, Indications, Dosage Form, Historical Revenue, Revenue Forecast)

Emerging Products

Arzerra (Detailed Profiles, Indications, Supply Chain)

Bavencio (Detailed Profiles, Indications, Supply Chain)

Besponsa (Detailed Profiles, Indications, Supply Chain)

Enhertu (Detailed Profiles, Indications, Supply Chain)

Herzuma (Detailed Profiles, Indications, Supply Chain)

Kadcyla (Detailed Profiles, Indications, Supply Chain)

Kanjinti (Detailed Profiles, Indications, Supply Chain)

Lartruvo (Detailed Profiles, Indications, Supply Chain)

Libtayo (Detailed Profiles, Indications, Supply Chain)

Lumoxiti (Detailed Profiles, Indications, Supply Chain)

Mvasi (Detailed Profiles, Indications, Supply Chain)

Ogivri (Detailed Profiles, Indications, Supply Chain)

Omtruzant (Detailed Profiles, Indications, Supply Chain)
Padcev (Detailed Profiles, Indications, Supply Chain)
Polivy (Detailed Profiles, Indications, Supply Chain)
Portrazza (Detailed Profiles, Indications, Supply Chain)
Poteligeo (Detailed Profiles, Indications, Supply Chain)
Ruxience (Detailed Profiles, Indications, Supply Chain)
Truxima (Detailed Profiles, Indications, Supply Chain)
Unituxin (Detailed Profiles, Indications, Supply Chain)
Zirabev (Detailed Profiles, Indications, Supply Chain)
EMA Approved Biosimilars, All
EMA, Approved Biosimilars for Oncology Incications
Biosimilars, Patent Litigation Impact Map

Targeted Oncology Market Assessments

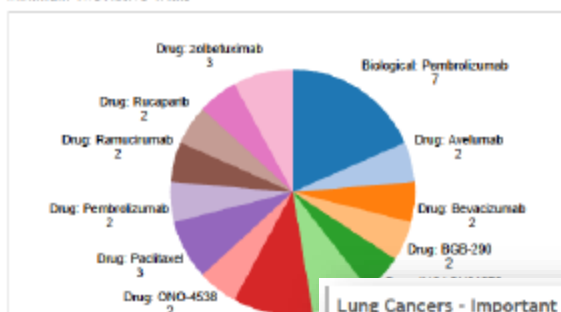
Breast Cancer - Drug Treatment Resource Map, by Type
Breast Cancer – Competitive Therapy Map, Total Revenue by Year
Breast Cancer – Clinical Trial Activity, Sponsor/Collaborator
Breast Cancer – Clinical Trial Activity, First-listed Interventional Therapeutic
Breast Cancer – Clinical Trial Activity by Trial Phase
Colorectal Cancer - Drug Treatment Resource Map, by Type
Colorectal Cancer – Competitive Therapy Map, Total Revenue by Year
Colorectal Cancer – Clinical Trial Activity, Sponsor/Collaborator
Colorectal Cancer – Clinical Trial Activity, First-listed Interventional Therapeutic
Colorectal Cancer – Clinical Trial Activity by Trial Phase
Hematology Cancers - Drug Treatment Resource Map, by Type
Hematology Cancers – Competitive Therapy Map, Total Revenue by Year
Hematology Cancers – Clinical Trial Activity, Sponsor/Collaborator
Hematology Cancers – Clinical Trial Activity, First-listed Interventional Therapeutic
Hematology Cancers– Clinical Trial Activity by Trial Phase
Lung Cancers - Drug Treatment Resource Map, by Type
Lung Cancers – Competitive Therapy Map, Total Revenue by Year
Lung Cancers – Clinical Trial Activity, Sponsor/Collaborator
Lung Cancers – Clinical Trial Activity, First-listed Interventional Therapeutic
Lung Cancers– Clinical Trial Activity by Trial Phase
Melanomas - Drug Treatment Resource Map, by Type
Melanomas – Competitive Therapy Map, Total Revenue by Year
Melanomas – Clinical Trial Activity, Sponsor/Collaborator
Melanomas – Clinical Trial Activity, First-listed Interventional Therapeutic
Melanomas– Clinical Trial Activity by Trial Phase
Metastatic Gastric Cancers - Drug Treatment Resource Map, by Type
Metastatic Gastric Cancers – Competitive Therapy Map, Total Revenue by Year

Metastatic Gastric Cancers – Clinical Trial Activity, Sponsor/Collaborator
Metastatic Gastric Cancers – Clinical Trial Activity, First-listed Interventional Therapeutic
Metastatic Gastric Cancers– Clinical Trial Activity by Trial Phase
Neurological Cancers - Drug Treatment Resource Map, by Type
Neurological Cancers – Competitive Therapy Map, Total Revenue by Year
Neurological Cancers – Clinical Trial Activity, Sponsor/Collaborator
Neurological Cancers – Clinical Trial Activity, First-listed Interventional Therapeutic
Neurological Cancers– Clinical Trial Activity by Trial Phase
Renal Cell Carcinomas - Drug Treatment Resource Map, by Type
Renal Cell Carcinomas – Competitive Therapy Map, Total Revenue by Year
Renal Cell Carcinomas – Clinical Trial Activity, Sponsor/Collaborator
Renal Cell Carcinomas – Clinical Trial Activity, First-listed Interventional Therapeutic
Renal Cell Carcinomas– Clinical Trial Activity by Trial Phase
Urothelial Cancers - Drug Treatment Resource Map, by Type
Urothelial Cancers – Competitive Therapy Map, Total Revenue by Year

Supplier Competitive Assessments

Numerous Charts, Tables & Visualizations


Metastatic Gastric Cancer, Active Clinical Trials, clinicaltrials.gov (2/6/2020)
(number of trials by first-listed intervention)
Minimum Two Active Trials



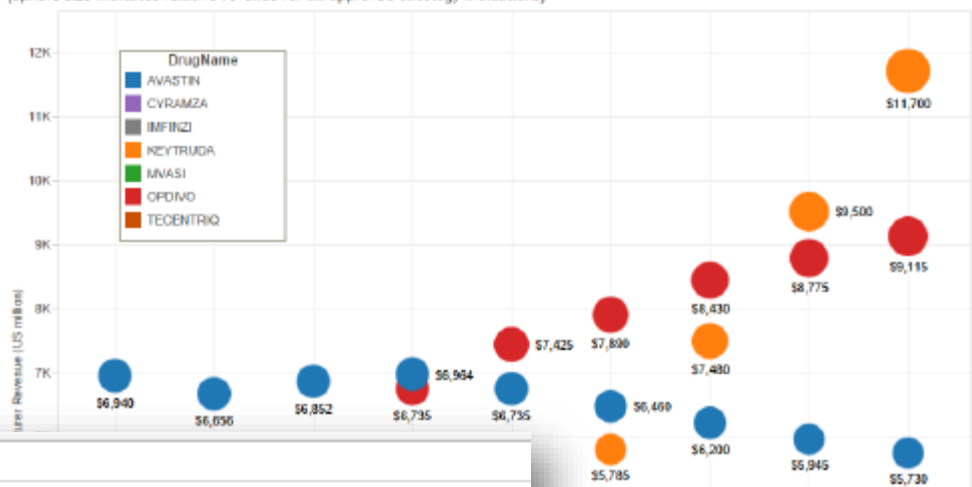
Metastatic Gastric Cancer, Active Clinical Trials, clinicaltrials.gov (2/6/2020)
(number of trials by trial phase (total number of trials))



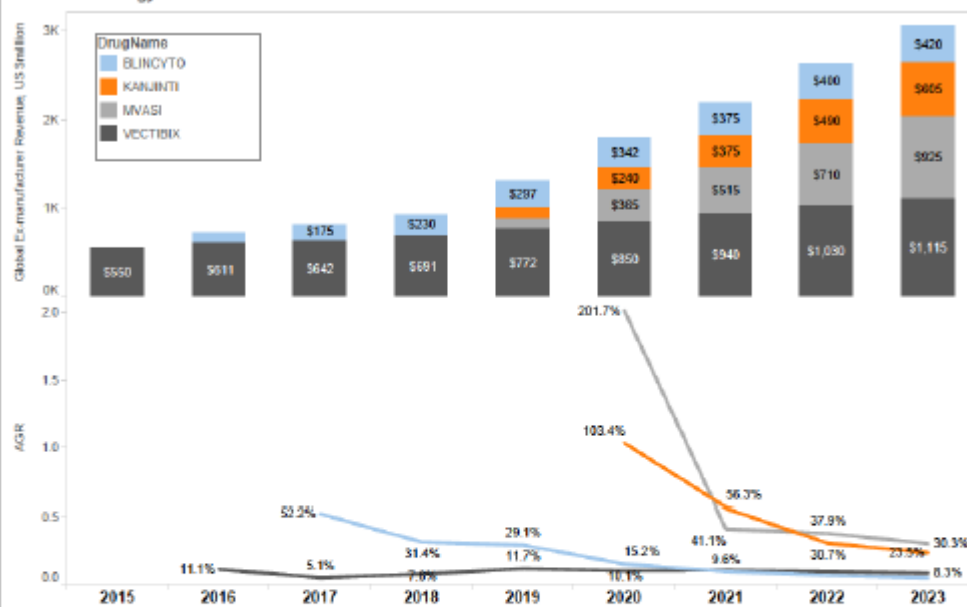
Metastatic Gastric Cancer, Active Clinical Trials, clinicaltrials.gov (2/6/2020)
(number of trials by lead trial sponsor/collaborator)
Minimum Two Active Trials



Lung Cancers - Important mAb Therapeutic Drugs
(Sphere size indicates relative revenue for all approved oncology indications)



AMGEN Oncology mAb Product Revenue



Amgen - Approved Oncology Biologicals by Indication

DrugName	Breast Cancers	Cervical Cancer	Colorectal Cancers	Hematology Cancers	Lung Cancers	Metastatic Gastric Cancer	Neurological Cancers	Renal Cell Carcinomas
BILUNCYTO				●				
KANJINTI	●					●		
MVASI		●	●		●		●	●
VECTIBIX			●					




Clear & Concise Market Segment Data

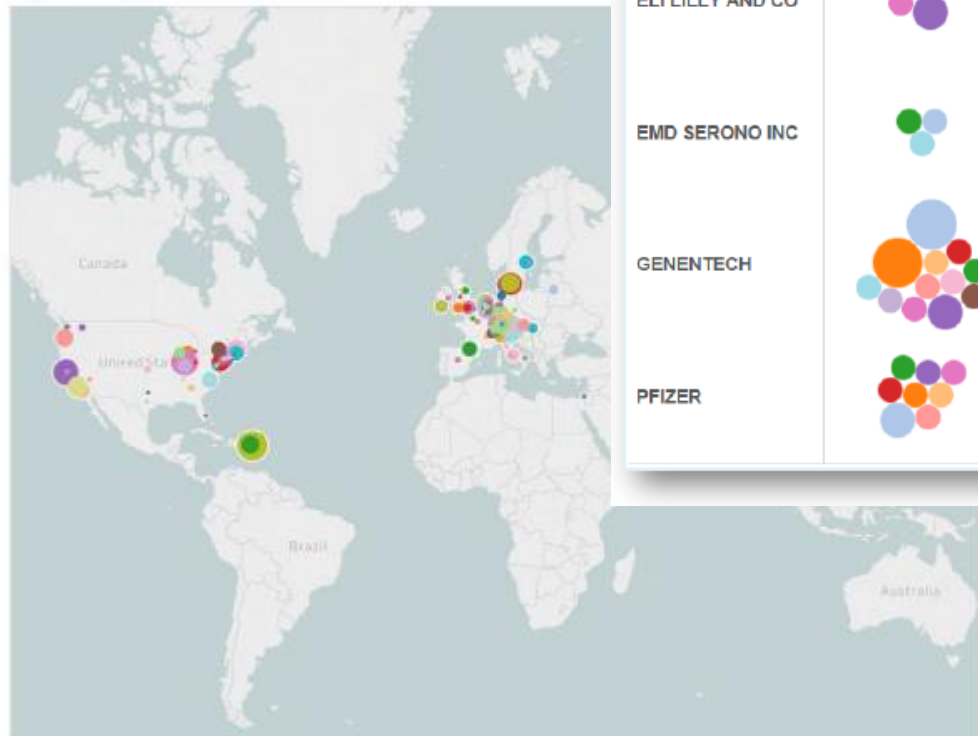
Oncology mAbs, Competitive Considerations – FDA/EMA Approved Product Market Coverage by Supplier

(Commercial availability may vary due to launch delays related to patent litigation)

Supplier (group)	Breast Cancers	Cervical Cancer	Colorectal Cancers	Gastric Cancer	Granulomatosis	Hematology Cancers	Lung Cancers	Melanomas	Metastatic Gastric Cancer	Mycosis Fungoidis	Neurological Cancers	Renal Cell Carcinomas	Reproductive Cancer	Rheumatoid Arthritis	SCC of the Head and Neck	Skin Cancers	Soft Tissue Sarcoma	Urothelial Cancers
AMGEN	●	●	●			●	●		●		●	●						
ASTELLAS																		●
ASTRAZENECA						●	●											●
BRISTOL MYERS SQUIBB			●			●	●	●				●						
CELLTRION INC	●					●												
DAIICHI SANKYO	●																	
ELI LILLY AND CO			●	●			●										●	
EMD SERONO INC												●				●		●
GENENTECH	●	●	●		●	●	●		●		●	●	●	●				●
GENZYME																		
GLAXO GRP LTD																		
IMCLONE			●															
JANSSEN BIOTECH																		
KYOWA KIRIN																		
MERCK SHARP DOHME																		
MYLAN GMBH	●																	
PFIZER INC	●	●	●															
REGENERON PHARMACEUT...																		
SAMSUNG BIOEPI S CO LTD	●																	
SPECTRUM PHARMS																		
UNITED THERAP																		
WYETH PHARMS INC																		



SupplierActivityMap



What You Will Learn

- What is the market share of approved therapeutics?
- What is the global supply picture for targeted therapeutics?
- Who are the market leaders, by Indication? by Product?
- What is the therapeutic coverage across all oncology indications? What are the product opportunities?
- What are the established products in this space? by target, indication, API class, revenue?
- What is the competitive picture for the major Oncology market segments?
- Drug treatment resources
- Competitive therapy map
- Clinical trial activity
- Who are the leading competitors in the field of next-generation therapeutics?

Report Format and Availability

This report is available electronic format. A site license for a single physical location and a corporate license are also available. Custom licensing options to address specific company user requirements are available by calling client services at 603-595-4340, or by emailing clientservices@greystoneassociates.org.

Methodology

Research methodology is based on primary research in the form of in-depth interviews with key market participants, technology developers, distributors, industry experts, and market influencers, a list that includes regulatory officials, industry trade groups, and materials standards organizations.

Forecasts and projections of market demand and future market activity are derived using standard modeling and statistical techniques.

About Greystone Associates

Greystone Associates is a medical technology consulting firm focused on the areas of medical market strategy, product commercialization, venture development, and market research. We assist medical and healthcare market participants in achieving their business objectives through the creation of detailed development strategies, product commercialization programs, and comprehensive market and technology research and analysis.

Our market research publications are designed, researched and written to provide timely and insightful information and data on focused market segments, with the aim of providing market participants with the essential knowledge to refine and execute their marketing plans and financial targets.

Ordering Information

Orders may be placed via postal mail, e-mail or fax. Orders not accompanied by a purchase order must contain a telephone number for verification, and clearly indicate the physical shipping address and billing address.

Payment

We accept the following forms of payment:

Company Check: Please make checks payable to 'Greystone Associates'

Credit Cards: We accept MasterCard, Visa and American Express

Wire Transfers: See 'Wire Transfers' below for more information

Orders Outside the U.S.

Orders must be prepaid via credit card, company check in US funds and drawn on a US bank, or wire transfer.

Email to
research@greystoneassociates.org

Wire Transfers: TD Banknorth
 300 Franklin Street
 Manchester, NH 03103
 (Call for Account Information)

Mailing Address: Greystone Research Associates
 Client Services
 P.O. Box 1362
 Amherst, NH 03031

Targeted Oncology Therapeutics

Therapeutics, Markets, Players & Forecasts

Select	Format	License	Price (U.S. Funds)	Total
<input type="checkbox"/>	PDF	Single User License	\$4,850.00	
<input type="checkbox"/>	PDF	Site License	\$6,500.00	
<input type="checkbox"/>	PDF	Corporate License	\$8,500.00	
Total Payment (U.S. funds)				

Method of Payment: Company Check    Wire Transfer (International)

Card Number: _____ Name on Card _____

Expiration Date: _____ Card CVV _____ Signature _____

Billing Information	Shipping Information
Name:	<input type="checkbox"/> Click here if same as Billing Information Name:
Title:	Title:
Company:	Company:
Street Address:	Street Address:
City,State/Province:	City,State/Province:
Country/Postal Code:	Country/Postal Code:
Phone:	Phone:
Fax:	Fax:
Email:	Email: